

**NEW**

## Commercial Down Light w/ Pre-Wired Battery Back-Up

The LED Tunable Commercial Down Light, Up to 100 lm/W, IP54 Wet Location, Select 3X-CCT (3000K, 4000K, 5000K) and 3X-Wattages, Tri Dimming and 0-10V Dimming, Premium Indoor Luminaire.



### PRODUCT DESCRIPTION:

This down light is a compact design with Pre-wired push button and emergency battery back up for 90 mins plus. The 2835 SMD chip and high transmittance PC cover provide a uniform lighting output. It has a convenient mounting design, which makes a quick installation and guarantee for LED and battery compatibility. **SIMPLE INSTALLATION**

### FEATURES AND STANDARDS:

- Lumen Output 800 to 2260 lumens
- 15W rechargeable battery for 90 mins plus
- Efficacy Up to 100 lm/W
- Input Voltage 120-277V
- Dimmable 0-10V or Tri Dimming
- CCT Select (3000K, 4000K, 5000K)
- IP Rating IP54 Wet Location
- Size 6-in, 8-in
- Warranty 5 Years
- \*4inch available upon request for field installation.

### APPLICATION:


Premium indoor luminaire for recessed mounting in ceiling spaces. Suitable for general indoor, lobbies, offices, meeting rooms, restrooms, hallways, hospitals, airports, hotels, restaurants and shopping centers.

### TESTED DATA:

Input Voltage: 120-277V  
 Input Frequency: 50/60 Hz  
 Wattage: Select 6-inch (8W, 12W, 16W)  
 Wattage: Select 6-inch (20W, 26W, 33W)  
 Wattage: Select 8-inch (12W, 16W, 22W)  
 Power Factor: >0.9  
 Total Harmonic Distortion (THD): <20%  
 Operating Temperature: -4°F to 104°F



### Correlated Color Temperatures (CCT)

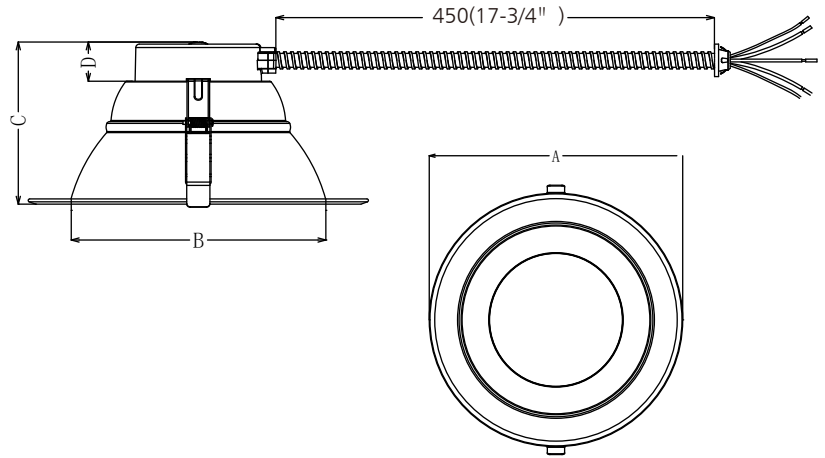


Product Number	Wattage	Color	Certifications	Dimmable	Voltage	Lumens	Working Hours	CRI
E2-DL254-6-16W-OAC3-E	8W/12W/16W	3000K / 4000K / 5000K	ETL & Energy Star	Tri Dimming & 1-10V	120-277V	800-3,300lm	50,000	80
E2-DL254-6-33W-OAC3-E	28W/30W/33W							
E2-DL254-8-22W-OAC3-E	12W/16W/22W							

## Lighting Parameters

Input Voltage	AC100-305V
CCT	3000K / 4000K / 5000K
CRI	Ra>80
Luminous efficacy	110lm/w
PF	0.90
Driver Efficiency	87%
THD	20%
Working temperature	-4°F~104°F
Storage temperature	-22°F~140°F
IP Rating	IP54

## Product Dimension



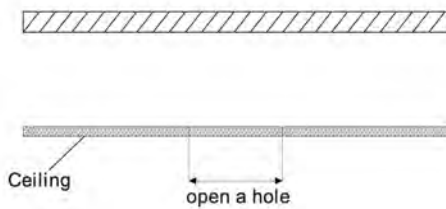
## Measurements



Model Number	A	B	C	D	N.W / PC (lbs.)	G.W / PC (lbs.)
E2-DL254-4-12W-OAC3	5-15/16"	3-13/16"	3-5/8"	1-1/4"	0.66	0.88
E2-DL254-6-16W-OAC3-E	8-5/16"	5-15/16"	4-3/8"	1-1/4"	1.12	1.5
E2-DL254-8-22W-OAC3-E	10-5/16"	7-7/8"	4-7/8"	1-1/4"	1.5	1.98
E2-DL254-10-33W-OAC3-E	11-9/16"	8-5/8"	5-1/2"	1-1/4"	1.65	2.3

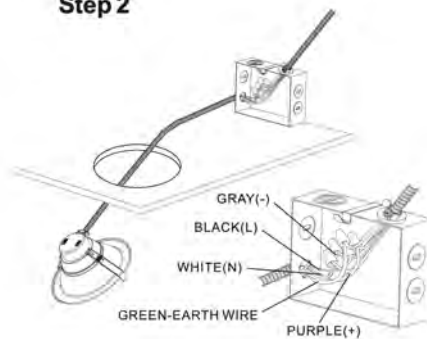
## Installation Instruction

### Step 1



The height of the fixture should be no less than 100mm  
Opening a hole in ceiling according to cutout size of the lamp

### Step 2



Connect AC and Dimming wire correspondingly as shown in picture

### Step 3



Bend back the spring dips then push the lamp into the hole.

### Step 4



Installation completed. Switch on.

## WARNING

1. Switch off before installation / maintenance.
2. Switch on only after complete installation and examination of the circuit.
3. Professional electrician for installation and maintenance only.

Turn Off power supply before starting any installation. Read instructions & check you have all the tools & accessories to complete the installation correctly.