

LED BOLLARD LIGHT

E2-BOL-12/16/22W-30/40/50K



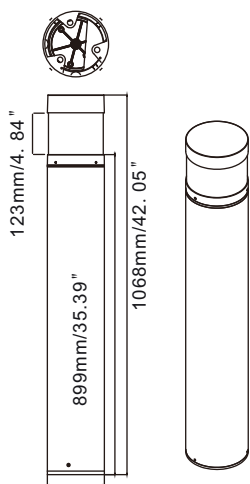
Product Description

Bollards are designed with die-casting aluminum. The clear glass has good light diffuse. Corrosion resistant coating protect the lamp very well during outdoor environment. High waterproof and dust against performance.

Features

1. Lumileds2835 LED chips
2. Corrosion resistant aluminum exterior
3. Wattage & CCT adjustable
4. Cone or Louver reflector option
5. Housing color: Brown/Black
6. IP 65 rated against dust and water
7. 0-10V dimming
8. 5 years warranty

Physical Dimensions



160mm/6.3" Round(Flat top)

Application

Bollards are designed for walkways, entrance ways, drives and other small-area lighting applications where low mounting heights are desirable.

Accessories



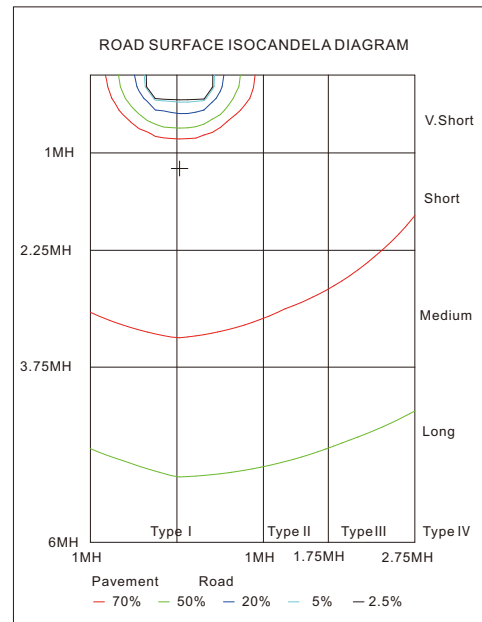
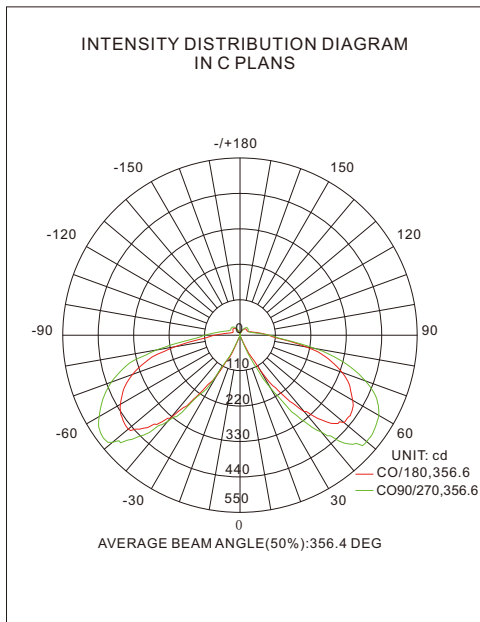
Square

Round

Specifications

Rated Wattage	12/16/22W Tunable
Initial Lumen Output	2860lm±5%
CRI	>80
PF	>0.9
CCT	3000K/4000K/5000K CCT Tunable
Volt	120-277V AC
SPD	10KV
LED	Lumileds 2835
Power Supply	Weledpower (0-10V dimming)
Housing	Die-casting aluminum
Color	Bronze/Black
Size	Φ 6.3" x 42.05"
IP Rating	IP 65
Working Temperature	-40°F~120°F
Warranty	5 years

Photometrics



Catalog Number Breakdown

E2-BOL-12/16/22W-30/40/50K

E2	BOL	W	A	B
Company	Product	Wattage	CCT	Photocontrol
E2 lighting	Bollard Light	12/16/22W Selectable	3000K/4000K/5000K Selectable	Blank = Without Photocontrol