

E2-TR-F Series LED TROFFER LIGHT



Wattage & CCT Selectable



**WATT/CCT
SELECTABLE**

The Troffer LED Lighting Series can be widely used for Indoor Excellent for Offices, Hallways, Multipurpose Rooms , Office Buildings, Conference Rooms,super market, store and many other applications.



Features:

- Energy efficient: save up to 80% in energy costs
- High lumen output
- Mercury-free
- Instant-on light
- 50,000 hours at 70% lumen maintenance rated life
- CCT:3500-5000K
- 5 years manufacturer warranty
- Compatible with most Lutron and Leviton dimmers

Packaging information:

❖ **E2-TR-F-1x4-20/25/30W-35/40/50K**
1230MMX307MMX113MM(2Pcs/CTN)(48.4" X12.1" X4.4")

❖ **E2-TR-F-2x2-20/25/30W-35/40/50K**
617MMX610MMX123MM(2Pcs/CTN)(24.3" X24.0" X4.8")

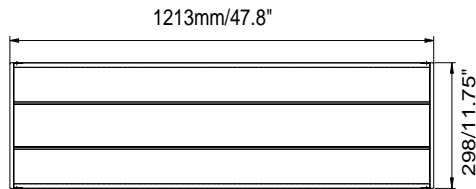
❖ **E2-TR-F-2x4-34/38/45W-35/40/50K**
1227MMX610MMX123MM(2Pcs/CTN)(48.3" X24.0" X4.8")

SPECIFICATION			
TYPE	E2-TR-F-1x4-20/25/30W-35/40/50K	E2-TR-F-2x2-20/25/30W-35/40/50K	E2-TR-F-2x4-34/38/45W-35/40/50K
WATTAGE	20W/25W/30W	20W/25W/30W	34W/38W/45W
LUMEN	2500 lm/3225 lm/3950lm	2570 lm/3125 lm/3850lm	4250 lm/4758 lm/5715lm
EFFICACY	> 125 lm/W		
CCT	3500K,4000K,5000K		
CRI	> 80		
INPUT VOLTAGE	AC120-277V		
LIGHTING ANGLE	119°		
DIMMABLE	1-10V		
LED TYPE	SMD2835		
PF	> 0.98		
DRIVER EFFICIENCY	> 90%		
PROTECTION LEVEL	Damp		
LIFE TIME	> 75000 hours		
WARRANTY	5 year limited		

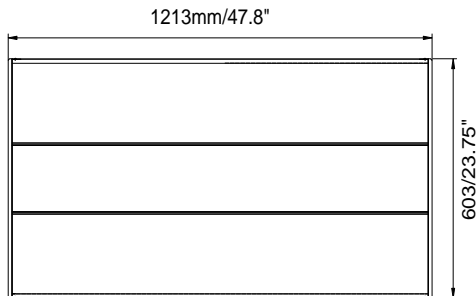
LED TROFFER LIGHT

Wattages: 20W/25W/30W and 34W/38W/45W

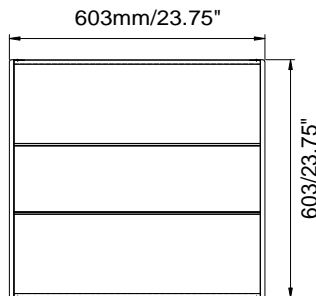
DIMENSION:



1X4 feet



2X4 feet



2X2 feet

Specifications:

Troffer-14/22/24

Length: 1213MM/603MM/1213MM
(47.8"/23.75"/47.8")

Width: 298MM/603MM/603MM
(11.75"/23.75"/23.75")


Depth: 50MM/54MM/54MM(2.0"/2.13"/2.13")

Weight: 7.7/6.8/11.4(lbs)

Mounting:

- ❖ Embedded installation.

CONTROL MODULE:




WATT/CCT
SELECTABLE


LED TROFFER LIGHT

Wattages: 20W/25W/30W and 34W/38W/45W

ACCESSORIES: (SOLD SEPARATELY)



WSD-EMLY15W27-XX
15W Emergency Backup
Battery LED Driver



NEW Fixture Whips

CONTROL (SOLD SEPARATELY)



BRI810-B-M10-BLE
Bluetooth Microwave
Motion Sensor



RC100
Remote
Controller

ACCESSORIES: (ACCESSORIES NEED TO PURCHASED SEPARATELY)



2X2 feet SURFACE MOUNT KIT



2X4 feet SURFACE MOUNT KIT



1X4 feet SURFACE MOUNT KIT

ORDERING INFORMATION:

EXAMPLE:

E2-TR-F-1x4-20/25/30W-35/40/50K

14	E2-TR-F	20/25/30W	35/40/50K
SIZE	PRODUCT	POWER	CCT
14 - (1X4feet) 22 - (2X2feet) 24 - (2X4feet)	E2-TR-F Led Troffer Light	20/25/30-34/38/45W 20W/25W/30W 34W/38W/45W	35/40/50K 3500K/4000K/5000K

LED TROFFER LIGHT

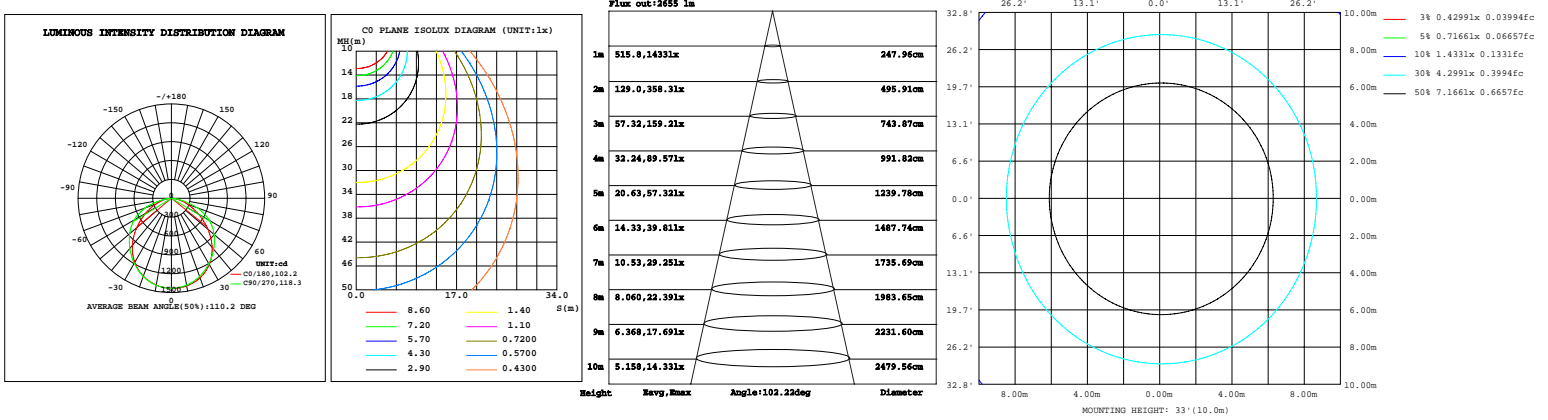


Wattages: 20W/25W/30W and 34W/38W/45W

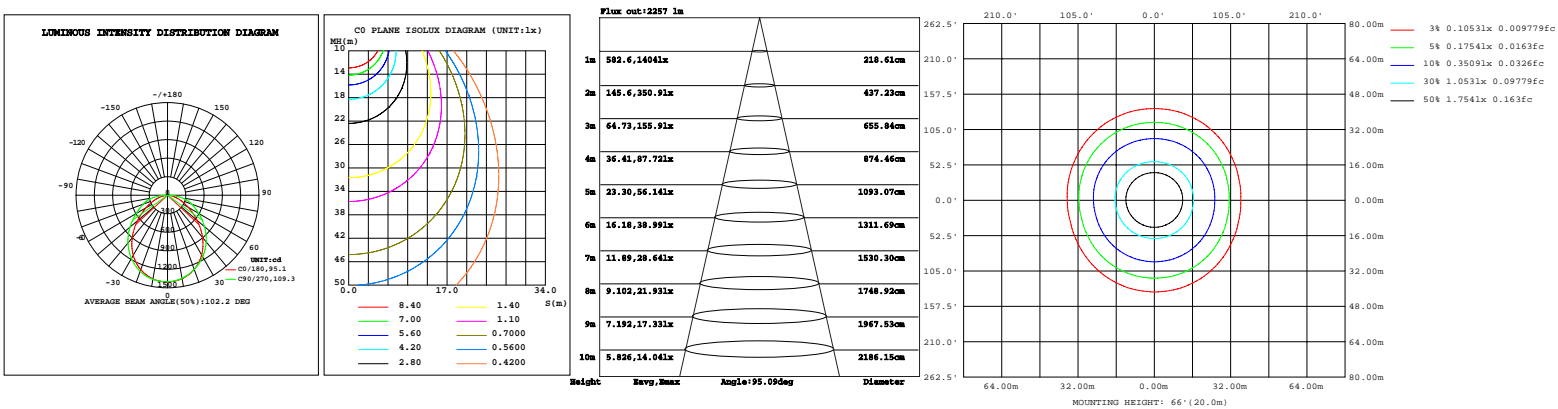
PHOTOMETRICS:

For complete IES files, please visit our website.

E2-TR-F-1x4-20/25/30W-35/40/50K (30W&3500K)



E2-TR-F-2x2-20/25/30W-35/40/50K (30W&3500K)



E2-TR-F-2x4-34/38/45W-35/40/50K (45W&3500K)

