

E2Lighting

4FT Tri-Proof Linear



Features

Housing: Plastic With Aluminum
Inside Thermal Conductivity: 226 W/
m·K Led: Bridgelux
CRI: Ra >80
SDCM: <6
Power Factor: >0.95
THO: <15
Driver: XZ power
Driver Efficiency: >90%
Protection: OTP, OCP, OVP, SCP
Surge Protection: 2KV
Waterproof: IP65
Impact Test: IK08
Electrical: 100-277V, 50/60Hz
Operating Temperature: -20~40
°C TM21: L 80B 10>50,000H
Lifetime: 50,000H





PC housing

uv resistant and anti-yellowish

Aluminum heat sink inside

better heat dissipation and lumen maintenance

High Brightness 1401 m/W

Bridgelux led is used to achieve high brightness

.....

In order to help our customer to lower labor cost during installation, our Lock&Lock series tri-proof light's end-cap is designed specially. With screw-free lock buckles on each end, it can be open very easily so that customers can rewire into the terminal inside the housing. And 3XL, 3x1.5mm², 3x2.5mm², 5x1.5mm² and 5x2.5mm² wire through are all for option to be linkable in series.


.....

**Screw
Free**





3-core Terminal



5-core Terminal

With Terminal Inside

3 core or 5 core terminal is available to be rewire inside easily



One Connector



Two Connectors


PG connector

The PG connector on each end cap can be extended to 2pcs in order for easy connection

PG connector

The PG connector on each end cap can be extended to 2pcs in order for easy connection





With Wire Through

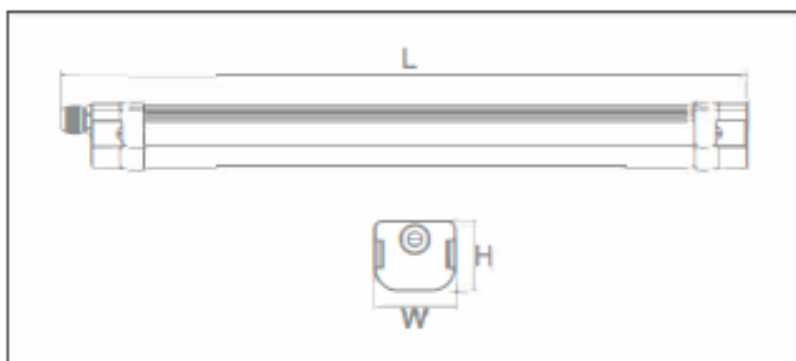
3x1.5mm² / 3x2.5mm² / 5x1.5mm² / 5x2.5mm² wire though are all available to be linkable in series

Linkable in Series



Linkable

Linkable in series. Loading capacity is up tp 14400w



Functions

ZigBee · PWM · DALI · 0/1~10V · Micro-wave

Optical options:



Model	Watt	Voltage	Lumen	CRI	IP	Dimension
TP020LU2F-BX	20W	100-277V	2800LM	>80	IP65	L25.90*W2.91*H2.51"
TP040LU4F-BX	40W	100-277V	5600LM	>80	IP65	L 40.00*W2.91*H2.51"
TP060LU5F-BX	60W	100-277V	8400LM	>80	IP65	L59.13*W2.91*H2.51"